


























































SHAPE & ARRANGEMENT

		
Acicular needle shaped	Falcate hooked or sickle shaped	Rhomboid diamond-shaped
		
Acuminate tapering to a long point	Flabellate fan shaped	Rosette leaflets in tight circular rings
		
Alternate leaflets arranged alternately	Hastate triangular with basal lobes	Spatulate spoon-shaped
		
Aristate with a spine-like tip	Lanceolate pointed at both ends	Spear-shaped pointed, barbed base
		
Bipinnate leaflets also pinnate	Linear parallel margins, elongate	Subulate tapering point, awl-shaped
		
Cordate heart-shaped, stem in cleft	Lobed deeply indented margins	Trifoliate/Ternate leaflets in threes
		
Cuneate wedge shaped, acute base	Obcordate heart-shaped, stem at point	Tripinnate leaflets also bipinnate
		
Deltoid triangular	Obovate egg-shaped, narrow at base	Truncate squared-off apex
		
Digitate with finger-like lobes	Obtuse bluntly tipped	Unifoliolate having a single leaf
		
Elliptic oval-shaped, small or no point	Opposite leaflets in adjacent pairs	Whorled rings of three or more leaflets
		
Reniform kidney-shaped	Pinnatisect deep, opposite lobing	Perfoliate stem seeming to pierce leaf
		
Pelate stem attached centrally	Even Pinnate leaflets in rows, two at tip	Odd Pinnate leaflets in rows, one at tip

MARGIN

		
Ciliate with fine hairs	Crenate with rounded teeth	Dentate with symmetrical teeth
		
Denticulate with fine dentition	Doubly Serrate serrate with sub-teeth	Entire even, smooth throughout
		
Lobate indented, but not to midline	Serrate teeth forward-pointing	Serrulate with fine serration
		
Sinuate with wave-like indentations	Spiny with sharp stiff points	Undulate widely wavy

VENATION

		
Arcuate secondary veins along long axis of leaf	Cross-Venulate small veins connecting secondary veins	Dichotomous veins branching symmetrically in pairs
		
Longitudinal veins aligned mostly along long axis of leaf	Palmete several primary veins diverging from a point	Parallel veins arranged axially, not intersecting
		
Pinnate secondary veins paired oppositely	Reticulate smaller veins forming a network	Rotate in petiole leaves, veins radiating